







Folding Prop and Rope Cutter

[View previous topic](#) :: [View next topic](#)

Author	Message
Blue Moon Joined: 24 Mar 2005 Posts: 4 Location: Jersey	<p>Posted: 21 Oct 2005 10:04 am Post subject: Folding prop and rope cutter   </p> <p>Hello fellow owners, I have a B32 (2004 vintage) and wonder if anyone has added a rope cutter and folding prop. More and more we see badly marked lobster pots and wonder at what point we will become victims of the dreaded rope around the prop problem.</p> <p>Any advice or comments would be greatly appreciated.</p> <p>Many thanks</p> <p>Christian</p>




[Back to top](#)



Asante Joined: 27 Nov 2004 Posts: 9	<p>Posted: 21 Oct 2005 08:24 pm Post subject:   </p> <p>We have a Bruntons Autoprop (2 blade) and an Ambassador rope cutter fitted to our 32. I'm pretty sure the cutter has done it's job on a few occasions and, with the amount of rubbish floating around these days, would not really want to be without it.</p> <p>The Autoprop has improved performance both under sail and when motoring. You do need a few more revs to set the pitch of the blades, but after that you just need to reduce the revs to a comfortable cruising speed. We get about 5 - 5.5 knots at around 2000 revs when motoring. Sailing performance is harder to judge, but I would reckon on about a 0.5+ increase in boat speed over the fixed 2 blader.</p> <p>Fitting of both the cutter and the prop are straightforward. With the cutter, you need a modified anode for the saildrive (one came with the cutter). Replacements are available from my local Volvo dealer (RK Marine).</p> <p>I would thoroughly recommend both pieces of kit.</p> <p>Andy Horwood</p>
--	--

[Back to top](#)



Another Fantasy Joined: 07 Dec 2004 Posts: 8	<p>Posted: 25 Oct 2005 09:12 am Post subject: FOLDING PROP ON B32....   </p> <p>I endorse everything that Andy H says. I've got exactly the same kit on my 32 and it works extremely well. You have to monitor the condition of the prop anode carefully because it's not a very big one!!</p> <p>Ian Culley/'Another Fantasy'</p>
---	---

[Back to top](#)






Blue Moon Joined: 24 Mar 2005 Posts: 4 Location: Jersey	<p>Posted: 25 Oct 2005 03:43 pm Post subject: Thank you   </p> <p>Many thanks both Andy and Ian,</p> <p>I have followed your advice and contacted suppliers of these, particularly Bruntons, the combination has been well reviewed.</p> <p>Thanks again for your recommendations,</p> <p>Kind regards</p> <p>Christian Blue Moon</p>
---	--

[Back to top](#)



loblolly

Joined: 05 Jan 2005
Posts: 10

Posted: 02 Nov 2005 12:16 am Post subject: Anode and Rope cutter  [quote](#)  [edit](#)  [IP](#)

I can also recommend the Ambassador Rope Cutter. If you are fitting the type of Volvo folding prop that has the three small anodes, you have to make sure you check them every four to six months as they erode very quick. When they have gone the propeller starts to get pitted (especially the earlier ones). The anode behind the prop on the saildrive lasts a lot longer and in my experience will survive the full year but does not seem to protect the prop.

Regards

John

[Back to top](#)

 [profile](#)  [pm](#)  [email](#)

Display posts from previous:

All Posts



Oldest First



Go