




























Hot Water Thermostat

[View previous topic](#) :: [View next topic](#)

Author	Message
<p>storm dragon</p> <p>Joined: 08 Feb 2005 Posts: 9 Location: Medditeranian</p>	<p>Posted: 03 Oct 2005 12:31 pm Post subject: Hot water  quote  edit  IP</p> <p>On the occasions when the hot water in the calorifier gets too hot and it discharges through the pressure relief valve, this used to discharge into the bilge, but I re-routed the hose to discharge onto the bathing platform, unfortunately this in turn has become heavily stained. I think I have cured the problem of over heating whilst in the marina by turning down the setting on the immersion heater, but at sea with the engine running is another matter, is there any way of controlling the heat of the water that comes from the engine, or is it possible to fit an automatic in line bilge pump connected to the pressure relief valve. The reason for not wanting the calorifier to discharge into the bilge is as the bilge is flat it is not possible to remove all the water with the bilge pump</p>
<p>Back to top</p>	<p> profile  pm  email</p>
<p>Playtime</p> <p>Joined: 20 Nov 2004 Posts: 22</p>	<p>Posted: 03 Oct 2005 03:17 pm Post subject:  quote  edit  IP</p> <p>Ed</p> <p>The temperature of the water arriving at the calorifier is controlled by the engine thermostat so there is no simple way (AFAIK) to lower the temperature except by fitting a lower rated thermostat (and I wouldn't recommend this as the engine runs most efficiently when it is hot). It may be possible to fit an in-line thermostat on the pipe run to the calorifier but I don't know of a suitable unit.</p> <p>Roger Playtime B38 Ocean</p> <p>PS Is this connected to your other (water pump) problem? If you are losing water through expansion, then, as the system cools down, the pump may be trying to top up the level again? Just a thought!</p>
<p>Back to top</p>	<p> profile  pm  email</p>
<p>storm dragon</p> <p>Joined: 08 Feb 2005 Posts: 9 Location: Medditeranian</p>	<p>Posted: 04 Oct 2005 08:23 am Post subject: Hot water  quote  edit  IP</p> <p>Hi Roger, thanks for the reply which confirmed my thoughts about not being able to reduce the temperature of the water from the engine, but tell me where does the excess hot water discharge on your boat, if it does that is.....ed holmes</p>
<p>Back to top</p>	<p> profile  pm  email</p>
<p>trollinger</p> <p>Joined: 07 Feb 2005 Posts: 4 Location: Dartmouth</p>	<p>Posted: 04 Oct 2005 05:21 pm Post subject: Water temp. in calorifier  quote  edit  IP</p> <p>I had a similar problem and needed to control the temperature because I have used plastic plumbing connections for a hot water central heating system. This includes Y valves to use the engine as a source of heating for the calorifier, or, the mikuni water heater. I needed to control the temperature not to exceed about 65C. I installed a CW276 thermostat in the output pipe from the engine - this includes a sensor which is strapped to the calorifier water jacket. Entirely succesful. From: www.cleghorn.co.uk</p> <p>dartkel</p>
<p>Back to top</p>	<p> profile  pm  email</p>
<p>Playtime</p>	<p>Posted: 04 Oct 2005 05:55 pm Post subject:  quote  edit  IP</p>

Joined: 20 Nov 2004
Posts: 22

Ed

Good question! We don't seem to suffer from expansion problems on Playtime. I can only assume that the 'air spring' in the system absorbs the excess.

I must do some experiments to see if this is the case. If the calorifier did vent excess water it would be into the engine 'bilge' which is separate from the cabin bilge but I have never noticed any.

It sounds like Trollinger has a solution for you if you need it, though.

Roger
Playtime (B38 Ocean)

[Back to top](#)



storm dragon

Posted: 05 Oct 2005 07:32 am Post subject: hot water



Joined: 08 Feb 2005
Posts: 9
Location: Medditeranian

Hi Roger, yes your boat probably has an expansion tank fitted as standard, have thought about fitting one to my boat but no room to fit one, you say trollinger may have the answer, who or what is trollinger?

[Back to top](#)



webmaster
Site Admin



Joined: 24 Oct 2004
Posts: 16

Posted: 05 Oct 2005 11:50 am Post subject: Re: Water temp. in calorifier



trollinger wrote:

I had a similar problem and needed to control the temperature because I have used plastic plumbing connections for a hot water central heating system. This includes Y valves to use the engine as a source of heating for the calorifier, or, the mikuni water heater. I needed to control the temperature not to exceed about 65C.

I installed a CW276 thermostat in the output pipe from the engine - this includes a sensor which is strapped to the calorifier water jacket. Entirely succesful.

From: www.cleghorn.co.uk

Hi Ed - see Trollinger's post above (also copied into this message). Hope it is of help.

Nick.

[Back to top](#)



Display posts from previous:

All Posts



Oldest First



Go