







Saildrive sea water intake blocking

[View previous topic](#) :: [View next topic](#)

Author	Message
cladan Joined: 03 Dec 2004 Posts: 5	<p>Posted: 26 Jun 2005 06:23 pm Post subject: Sail Drive Seawater intake   </p> <p>I am experiencing problems with the sea water intake on my Bavaria 32 sail drive, the intake from the sail drive keeps blocking, lost one impellor already, I clear it by connecting the mains water to the Hose between the sea water filter and the sea cock and blasting it back through, however this is apparently only half an answer as it soon blocks again and even after the blockage appears to clear the amount of water getting in is only adequate for low revs, as soon as I go over 2200 rev's the engine over heat alarm goes and large amounts of steam come from the exhaust.</p> <p>Has anyone else had this problem, the boats on the east coast, of so have they solved it?</p> <p>Any suggestions gratefully recieved</p>




[Back to top](#)

 [profile](#)  [pm](#)  [email](#)

Playtime Joined: 20 Nov 2004 Posts: 22	<p>Posted: 26 Jun 2005 07:54 pm Post subject:   </p> <p>It sounds as though your impeller is not creating sufficient suction pressure to either suck through any 'blockage' (which would subsequently be caught by the raw water filter) or create sufficient flow to cool the engine.</p> <p>One possibility is the anti-syphon valve. This sometimes allows air to enter the system and thus reduces the suction pressure and flow rate. Check by putting your finger over the hole at the top of the unit and see if there is any suction. If you suspect the valve, clean it in fresh water - salt can cause the problem.</p> <p>Another possibility is that there is some 'permanent' restriction in the raw water pipework or gate valve. You can only really check this with the boat out of the water.</p> <p>If the boat is still in warranty, you could, of course, hand the problem over to Opal/Volvo.</p> <p>Hope this helps.</p> <p>Roger</p> <hr/> <p>Roger Playtime (B38 Ocean)</p>
---	--

[Back to top](#)

 [profile](#)  [pm](#)  [email](#)

cladan Joined: 03 Dec 2004 Posts: 5	<p>Posted: 27 Jun 2005 07:14 pm Post subject:   </p> <p>Thanks Roger, I will check the anti-syphon valve, looking at the clear hoses it does look like there is air in the water.</p> <p>Regards</p> <p>Mike</p> <p>Cladan</p> <div style="border: 1px solid black; padding: 5px; margin-top: 10px;"><p>Playtime wrote:</p><p>It sounds as though your impeller is not creating sufficient suction pressure to either suck through any 'blockage' (which would subsequently be caught by the raw water filter) or create sufficient flow to cool the engine.</p><p>One possibility is the anti-syphon valve. This sometimes allows air to enter the system and thus reduces the suction pressure and flow rate. Check by putting your finger over the hole</p></div>
--	--

at the top of the unit and see if there is any suction. If you suspect the valve, clean it in fresh water - salt can cause the problem.

Another possibility is that there is some 'permanent' restriction in the raw water pipework or gate valve. You can only really check this with the boat out of the water.

If the boat is still in warranty, you could, of course, hand the problem over to Opal/Volvo.

Hope this helps.

Roger

[Back to top](#)



symphony

Posted: 01 Jul 2005 04:17 pm Post subject:



Joined: 02 Jan 2005
Posts: 21

I have a vetus anti syphone valve on my 32. I unscrewed the top thinking I could kleen the membrane as per the maintenance schedule but it is different to the volvo vacuum valve. The question is what maintenance do you need to do to the vetus one, if any?

[Back to top](#)



Playtime

Posted: 01 Jul 2005 05:26 pm Post subject:



Joined: 20 Nov 2004
Posts: 22

I'm not sure what you mean by "unscrewed the top". On mine there are 2 small cross head screws on top that hold the valve in place. I understand, from the instructions (but I haven't tried it yet as I only replaced the Volvo unit a few weeks ago!) that the valve unit just needs washing occasionally in clean water to remove any salt.

Roger
Playtime (B38 Ocean)

[Back to top](#)



symphony

Posted: 01 Jul 2005 06:43 pm Post subject:



Joined: 02 Jan 2005
Posts: 21

Ah thanks for that. yes just two screws at the top. When you undo them the top comes off to reveal a spring and small hole. I guess that is what needs a brief wash out yearly?

[Back to top](#)



Display posts from previous: