








## Water pump running briefly every 10-15 minutes

[View previous topic](#) :: [View next topic](#)

Author	Message
<b>webmaster</b> Site Admin  Joined: 24 Oct 2004 Posts: 16	<p>Posted: 19 Sep 2005 03:03 pm Post subject: Water pump problem   </p> <hr/> <p>Posted on behalf of Ed Holmes - Storm Dragon .....</p> <p>the water pressure pump keeps running every 10-15 minutes for about 1-2 seconds, have checked all pipework and cannot find a leak, it is more noticeable at night as system not in use.....ed holmes</p>





[Back to top](#)

 [profile](#)  [pm](#)  [email](#)  [www](#)

<b>Playtime</b>  Joined: 20 Nov 2004 Posts: 22	<p>Posted: 19 Sep 2005 07:42 pm Post subject:   </p> <hr/> <p>Ed</p> <p>Have you checked the pump itself?</p> <p>We had the same problem on Playtime and eventually found a small leak on the pump. Put some tissue or similar around the pump for a few hours and see if it gets wet. If it does the solution is to fit a new pump diaphragm unit.</p> <p>Read the label on the pump and call the company identified there with the pump details. The guy I got hold of was very helpful and the new unit, costing around £20, arrived next day. It was also a (relatively) simple job to fit and completely cured the problem.</p> <hr/> <p>Roger Playtime (B38 Ocean)</p>
---	---




[Back to top](#)

 [profile](#)  [pm](#)  [email](#)

<b>webmaster</b> Site Admin  Joined: 24 Oct 2004 Posts: 16	<p>Posted: 23 Sep 2005 02:14 pm Post subject:   </p> <hr/> <p>On behalf of Ed Holmes, Storm Dragon</p> <p>pressure pump new last year so doubt if this is cause, have felt all connections and found no leaks, could it be the Whale surge damper....? Ed Holmes</p>
---	---

[Back to top](#)

 [profile](#)  [pm](#)  [email](#)  [www](#)

<b>Moonbeam</b>  Joined: 12 Jan 2005 Posts: 6 Location: Kentford, Suffolk	<p>Posted: 29 Sep 2005 05:35 pm Post subject: Water Pump   </p> <hr/> <p>Hi Ed,</p> <p>We had the same problem during a three week cruise in July. I suspected a leak somewhere, and whilst looking for this, discovered that there appeared to be no air in the air spring cylinder on the down side of the pump. Although our B32 was a new boat to us, someone had drawn a line with a marker pen on the cylinder, where presumably the water level should be. The cylinder was completely full of water. How this had happened I do not know, as the inlet and exit is via a tee piece at the bottom. I do not remember capsizing the boat, which is the only way the air could have escaped!</p>
---	--

I unscrewed the cylinder, emptied it, and re-fitted. On turning the water pump back on, the cylinder filled to about half, level with the black line, and now works as a spring again.

An easy way to check this device is simply turn a tap on slowly, and listen for the pump. If it starts as soon as the tap is opened, then the damper is not working. If there is a few seconds delay, then the damper is working, and you need to look elsewhere for the problem.

Best wishes

Robin Smith  
Moonbeam

[Back to top](#)



Display posts from previous:

All Posts



Oldest First



Go